


Program

3rd AOCMF Operative Techniques in Oral and Maxillofacial Surgery Course Practicals on Human Specimens

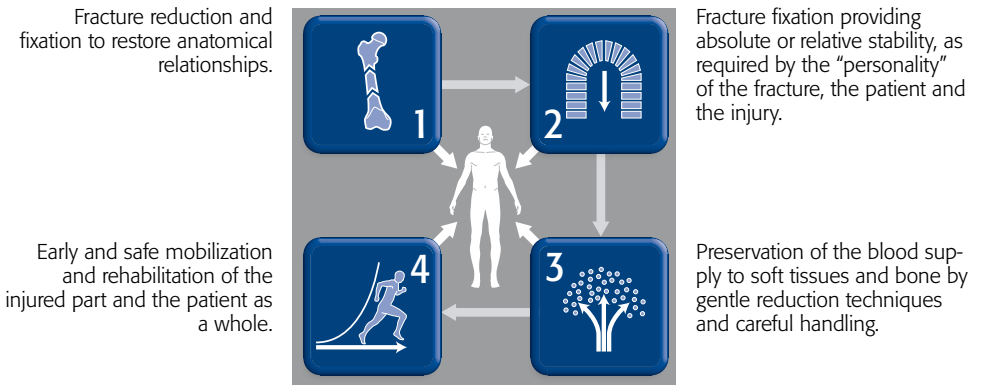
April 25–27, 2012 Vienna, Austria



Mission

Our mission is to continuously set standards in postgraduate medical education and to foster the sharing of medically guided expertise in a worldwide network of healthcare professionals to improve patient care in trauma or disorders of the musculoskeletal system.

The AO Principles of fracture management



Welcome

Dear Colleagues,

We are pleased to invite you to the 3rd AOCMF "Operative Techniques in Oral and Maxillofacial Surgery Course".

It will take place in April 2012 in an excellently equipped laboratory at the Anatomical Institute at the Medical University of Vienna. This is the third time this course has been offered and it will have the same emphasis as in previous years on learning all necessary operative procedures in oral and maxillofacial surgery "step by step" on fresh frozen specimens.

Beginners as well as advanced practitioners are welcome to practice, enhance or improve their skills or refresh their knowledge under the guidance of outstanding local and international experts.

Take this unique opportunity of visiting Vienna too and experience the wide variety of cultural activities it has to offer.

We hope to see you in April.

Content

- 2 Mission
- 2 The AO Principles
- 3 Welcome
- 4 Goal of the course
- 4 Course objectives
- 4 Course description
- 4 Target audience
- 5 Course chairmen
- 5 Faculty
- 6 Wednesday, April 25, 2012
- 7 Thursday, April 26, 2012
- 8 Friday, April 27, 2012
- 9 Course organization
- 9 Course logistics
- 9 Course information
- 10 Course information
- 11 Course venue
- 11 Hotel information



Michael Ehrenfeld
Chairman AOCMF
International



Rolf Ewers
Course Chairman



Christos Perisanidis
Course Chairman

Goal of the course

This course with practicals on human specimens is designed to present and teach all essential operative procedures in oral and maxillofacial surgery.

We also offer you the chance to practice under expert guidance.

Course description

Course Concept: Practical on human specimens, Lectures

This three-day intensive course trains on fresh frozen human specimens.

Each practical session will include a step by step introduction followed by an on-site demonstration.

Participants will then perform the same technique on human specimens.

2 participants per human specimens.

Course objectives

On completion of this course the participant will:

- know how to perform the most relevant surgical approaches safely
- be able to carry out the most essential operative procedures step by step
- develop and/or enhance their surgical skills in a variety of operative techniques in oral and maxillofacial surgery
- gain an improved understanding of complex anatomical structures

Target audience

- Maxillofacial Surgeons
- Plastic and reconstructive surgeons
- Otolaryngologists
- Surgeons of related disciplines

Chairmen



Ewers Rolf, MD, DMD, PhD
Medical University of Vienna (MUW)
Dep. of Cranio-Maxillofacial & Oral Surgery
Vienna, Austria



Perisanidis Christos, MD, DMD
Medical University of Vienna (MUW)
Dep. of Cranio-Maxillofacial & Oral Surgery
Vienna, Austria

International faculty

Acero	Julio	MD, DMD, PhD	Complutense University, Gregorio Marañon Hospital Department of Oral and Maxillofacial Surgery
Lauer	Günter	MD, DMD, PhD	University Hospital Carl Gustav Carus Dresden Department for Oral and Maxillofacial Surgery
Papadogeorgakis	Nikolaos	MD, DMD, PhD	University of Athens, Evangelismos General Hospital Department for Oral and Maxillofacial Surgery

Local faculty

Baumann	Arnulf	MD, DMD	Medical University of Vienna (MUW) Department for Cranio-Maxillofacial and Oral Surgery
Matula	Christian	MD, PhD	Medical University of Vienna (MUW) Department for Neurosurgery
Perisanidis	Christos	MD, DMD	Medical University of Vienna (MUW) Department for Cranio-Maxillofacial and Oral Surgery
Pöschl	Wolfgang P.	MD, DMD	Medical University of Vienna (MUW) Department for Cranio-Maxillofacial and Oral Surgery
Schopper	Christian	MD, DMD	Medical University of Vienna (MUW) Department for Cranio-Maxillofacial and Oral Surgery
Wutzl	Arno	MD, DMD	Medical University of Vienna (MUW) Department for Cranio-Maxillofacial and Oral Surgery

DAY 1 Wednesday, April 25, 2012

TIME	AGENDA ITEM	WHO
07:45–08:30	Registration	
08:30–09:00	Welcome and introduction	Rolf Ewers Christos Perisanidis
SESSION I: Airway Management		
09:00–10:30	Tracheostomy	Julio Acero
10:30–11:00	COFFEE BREAK	
SESSION II: Neck Dissections		
11:00–13:30	Supraomohyoid neck dissection	Christian Schopper
13:30–14:30	LUNCH	
14:30–16:00	Modified radical neck dissection	Christian Schopper
16:00–16:15	COFFEE BREAK	
SESSION III: Mandibulotomy		
16:15–17:30	Mandibulotomy / Mandibular swing	Julio Acero
17:30	End of day 1	

DAY 2 Thursday, April 26, 2012

TIME	AGENDA ITEM	WHO
SESSION IV: Facial Nerve and Parotidectomy		
09:00–10:30	Facial nerve dissection	Nikolaos Papadogeorgakis
10:30–11:00	COFFEE BREAK	
11:00–12:30	Parotidectomy	Nikolaos Papadogeorgakis
SESSION V: Approach to the TMJ		
12:30–14:00	Auricular approach	Wolfgang P. Pöschl
14:00–15:00	LUNCH	
SESSION VI: Approach to the Upper Face		
15:00–16:30	Coronal approach	Christos Perisanidis
16:30–16:45	COFFEE BREAK	
16:45–18:00	Calvarial bone grafts	Christian Matula
18:00	End of day 2	
20:00	COURSE DINNER	

DAY 3 Friday, April 27, 2012

TIME	AGENDA ITEM	WHO
Session VII: Approach to the Midface		
09:00–11:00	Midfacial degloving	Günter Lauer
11:00–11:15	COFFEE BREAK	
11:15–12:30	Le Fort I osteotomy	Arno Wutzl
Session VIII: APproaches to the Orbit		
12:30–13:30	Transconjunctival approach	Arnulf Baumann
13:30–14:30	LUNCH	
14:30–15:15	Transcaruncular approach	Arnulf Baumann
15:15–16:00	Upper eyelid approach	Arnulf Baumann
16:00	End of the course	

Course organization

Christos Perisanidis, MD, DMD
Medical University of Vienna (MUW),
Department for Cranio-Maxillofacial and
Oral Surgery
A-1090 Vienna, Währinger Gürtel 18-20
christos.perisanidis@meduniwien.ac.at

Course logistics

Industrial partner
Synthes Österreich GmbH
A-5020 Salzburg, Karolingerstrasse 16
Phone +43 662 827511
Fax +43 662 827511-28
www.synthes.com

Course information

AO Course office

A-5020 Salzburg, Karolingerstrasse 16
Mag. (FH) Sylvia Reischl
Phone +43 662 828525
Fax +43 662 828525-28
e-Mail ao-sekretariat@sbg.at

Registration

Please register online at

<http://Vienna1204.aocmf.org>

Deadline for registration: March 30, 2012.

Attention! The number of participants is limited
to **18 participants**.

Course fee

Payment before March 15, 2012: Euro 1.026,-
Payment after March 15, 2012: Euro 1.080,-

Covers admission, course bag, coffee breaks,
lunches and the course dinner on Thursday, April
26, 2012.

Course account

Bank: Bank Austria/Creditanstalt Salzburg
Name of Account: „AOCMF Austria“

Sort code	12000
Account No.	00951616202
IBAN	AT78 1200 0009 5161 6202
Swift	BKAUATWW

Bank charges must be paid by the participant.
Please state your name on every remittance slip.

Please note that your registration is not confirmed and your place not guaranteed until your payment for the registration is received.

After receipt of payment you will receive a confirmation of your registration.

Payment of course fee by credit card will not be accepted!

Cancellation

No refund for cancellations within 10 days before event.

Course information

Accreditation

The 3rd AOCMF Operative Techniques in Oral and Maxillofacial Surgery Course will get accreditation from the European Accreditation Council for Continuing Medical Education (EACCME) to provide CME activity for medical specialists.

The EACCME is an institution of the European Union of Medical Specialists (UEMS).

www.uems.net

Evaluation guidelines

All AOCMF courses apply the same evaluation process, either ARS (audience response system) or paper and pencil questionnaires. This will help AOCMF to ensure that we continue to meet your training needs.

Intellectual property

Course materials, presentations, and case studies are the intellectual property of the course faculty. All rights are reserved.

Recording, photographing or copying of lectures, practical exercises, case discussions, or any course materials is absolutely forbidden.

Security

Wearing of a name tag is compulsory during lectures, workshops, and group discussions.

No insurance

Course organization does not provide insurances to cover participants against accidents or other risks.

Personal belongings deposited in the dissection room are at the responsibility of their owners.

Mobile phone use

Mobile phone use is not allowed in the lecture halls and in other rooms during educational activities. Please be considerate of others by turning off your mobile phone.

Course language

English

Dress code

Casual

Course venue

Institute of Anatomy

Medical University of Vienna
A-1090 Vienna, Währinger Strasse 13
Mezzanine

Next Underground Station

Schottentor U2
Alserstrasse U6

Trams

37, 38, 40, 41, 42

Parking

Public parking garage "Votivkirche"



Hotel information

A limited number of rooms has been reserved at the hotel stated below.

For reservation please contact the hotel directly, indicating the group name „AOCMF Operative Techniques“

Hotel De France*****

A-1010 Vienna, Schottenring 3

Phone +43 1 313683358

Fax +43 1 3195969

e-Mail reservation@hoteldefrance.at
www.hoteldefrance.at

Single room: € 160,-/per night
Double room: € 180,-/per night
(breakfast included)

Cut-off-date: March 01, 2012

Other Hotels close to the course venues are:

Arcotel Boltzmann

A-1090 Vienna, Boltzmannngasse 8

Phone +43 1 31612-0

Fax +43 1 31612-816

e-Mail boltzmann@arcotel.at

www.arcotel.at

Hotel Regina

A-1090 Vienna, Rooseveltplatz 15

Phone +43 1 40446-0

Fax +43 1 4088392


e-Mail regina@kremsehnerhotels.at

www.kremsehnerhotels.at

Improving patient care worldwide

AOCMF membership

Participation in the AOCMF community guarantees life-long learning opportunities and continuous professional development



AOCMF Videos

Make use of our multimedia teaching and learning materials

Online access to scientific journals

Stay up to date on the latest practices and advancements in the field of craniomaxillofacial surgery

Online case discussions

Participate in the interactive exchange of professional opinions



AOCMF Journal

Craniomaxillofacial Trauma and Reconstruction publishes primary and review articles covering all aspects of surgery of the head, face, and jaw


Available free of charge to all AOCMF members

AO Publications

Take advantage of special discounts and free offers for AOCMF members

AO Surgery Reference

See surgical procedures explained step by step



AOCMF portal
Your window to the AO world
Witness the global reach of our CMF community
www.aocmf.org



Precondition

The prerequisite for becoming a part of the AOCMF membership community is attendance at one certified AOCMF education event



Membership types

AOCMF e-Member (€30 / \$35)

AOCMF Member (€50 / \$65)
e-Member access plus printed copies of Full online access to all member benefits various AO publications

Providing a common ground for excellence in craniomaxillofacial surgery